

---

## EASTHAM BUILDING AUDITS

---

*KMA audited the following buildings:*

TOWN HALL .....	2
TOWN HALL ANNEX.....	11
POLICE STATION .....	14
FIRE STATION .....	20
CHAMBER OF COMMERCE .....	24
DPW BUILDING.....	27
PUBLIC LIBRARY.....	30
COUNCIL ON AGING.....	39
TRANSFER STATION / RECYCLING FACILITY.....	53

# TOWN HALL


---


*AUDITED ON: MAY 6, 2021*




Eastham Town Hall is located at 2500 State Highway. It is a two-story building with various town departments, conference and meeting rooms, kitchenettes, and public and employee toilet rooms. There is one surface parking lot serving the building.



# TOWN HALL



#	Barrier Statement	Photo	Proposed Mitigation	Cost
1.	<p><b>Parking Lot</b></p> <p>Some of the designated accessible parking spaces lack an adjacent access aisle.</p> <p>The designated van accessible aisle is &lt;60" wide, measured centerline to centerline.</p> <p>The isolated accessible parking space have slopes &gt;2%, @ 4.1%</p> <p>The designated accessible parking space facing State Highway is not located on the shortest accessible route to the accessible entrance.</p> <p>The accessible parking signs are mounted &lt;60" AFF, measured to the bottom of the sign, @ 40" AFF.</p>		<p>Restripe the pavement markings in the group of three parking spaces and associated access aisles. Unit Cost: \$150 per space or aisle Quantity: 5 (3 spaces, 2 aisles)</p> <p>Restripe and relocate the space closest to the accessible entrance, as well as its associated sign and access aisle, to make 1 van accessible space. Unit Cost: \$300 per space or aisle Quantity: 2 (1 space, 1 aisle)</p> <p>Install a sign with the International Symbol of Accessibility at 60" AFF minimum, measured to the bottom of the sign. Include a van accessible sign where applicable. Unit Cost: \$100 ea. Quantity: 4</p>	\$1,750


<p>2.</p>	<p><b>Main Entrance</b></p> <p>The inaccessible front entrance lacks directional signage to the accessible entrance.</p> <p>The transition from the accessible parking to the walkway has changes in level &gt;1/4" due to variations in the paver surface.</p> <p>The lower handrails on the ramp are not 18"-20" measured to the top of the gripping surface, @ 21" AFF.</p> <p>The bottom handrails on the ramp are not continuous.</p> <p>The ramp lacks level landing at the top, @ 6.2%.</p> <p>The accessible route from the Field of Dreams accessible parking to the accessible entrance has excessive running slopes &gt;5% and is not treated as ramp, @ 7%.</p> <p>The accessible route from the Field of Dreams accessible parking to the accessible entrance lacks a curb ramp.</p> <p>The doorbell at the front entrance is installed &gt;48" AFF, @ 66" AFF to the highest operable part.</p>		<p>Provide directional signage to the accessible entrance. Unit Cost: \$100 ea. Est. Quantity: 1</p> <p>Regrade the walkway. Unit Cost: \$25/SF Est. Quantity: 63 SF</p> <p>Install compliant handrails on both sides of the ramp. Unit Cost: \$50/LF Est. Quantity: 30 LF</p> <p>Regrade the ramp landing. Unit Cost: \$25/SF Quantity: 20 SF</p> <p>Install compliant handrails on both sides of the walkway from the Field of Dreams accessible parking to the accessible entrance. Unit Cost: \$50/LF Est. Quantity: 50 LF</p> <p>Install a compliant curb ramp. Unit Cost: \$2,500 ea. Quantity: 1</p> <p>Lower the doorbell no higher than 48" AFF. Unit Cost: \$250 ea. Quantity: 1</p>	<p>\$8,925</p>
-----------	---	---	--	----------------


<p>3.</p>	<p><b>Outdoor Elements</b></p> <p>The payment box is out of the reach range, @ 48" AFF and &gt;10" in.</p> <p>There is no level 30" x 48" clear floor space adjacent to the mailbox.</p>		<p>Relocate the payment box within an accessible reach range. Unit Cost: \$250 Quantity: 1</p> <p>Regrade the clear floor space adjacent to the mailbox. Unit Cost: \$1,000 Quantity: 1</p>	<p>\$1,250</p>
<p>4.</p>	<p><b>Employee Entrances</b></p> <p>The inaccessible entrances lack directional signage to the accessible entrance.</p>		<p>If these are public entrances and not employee entrances, provide directional signage to the accessible entry. Unit Cost: \$100 ea. Est. Quantity: 2</p>	<p>\$200</p>

<p>5.</p>	<p><b>Public Women's Toilet Room (Lower Level)</b></p> <p>The pull-side door maneuvering clearance is &lt;60" perpendicular to the doorway, @ 45.5".</p> <p>The sink pipes lack insulation.</p> <p>The mirror is &gt;40" AFF, @ 43' AFF, measured to the bottom of the reflective surface.</p> <p>The flush valve is not located on the open side of the toilet.</p>		<p>Install an automatic door opener. Unit Cost: \$2,500 ea. Quantity: 1</p> <p>Insulate the pipes underneath the sink. Unit Cost: \$50 ea. Quantity: 2</p> <p>Lower the mirror. Unit Cost: \$50 ea. Quantity: 1</p> <p>Reposition the flush valve or install an automatic flush control. Unit Cost: \$1,000 ea. Quantity: 1</p>	<p>\$3,650</p>
-----------	--	---	---	----------------

<p>6.</p>	<p><b>Public Men's Toilet Room (Lower Level)</b></p> <p>The pull-side door maneuvering clearance is &lt;60" perpendicular to the doorway, @ 45.5".</p> <p>The sink pipes lack insulation.</p> <p>The mirror is &gt;40" AFF, @ 43' AFF, measured to the bottom of the reflective surface.</p>		<p>Install an automatic door opener. Unit Cost: \$2,500 ea. Quantity: 1</p> <p>Insulate the pipes underneath the sink. Unit Cost: \$50 ea. Quantity: 2</p> <p>Lower the mirror. Unit Cost: \$50 ea. Quantity: 1</p>	<p>\$2,650</p>
<p>7.</p>	<p><b>Small Hearing Room (Lower Level)</b></p> <p>The door maneuvering clearance is &lt;18" on the latch pull-side for a forward approach, @ 16.5".</p>		<p>Install an automatic door opener. Unit Cost: \$2,500 ea. Quantity: 1</p>	<p>\$2,500</p>

<p>8.</p>	<p><b>Kitchen</b></p> <p>The sink lacks the required knee and toe clearance for a forward approach, @ 10.5" depth.</p> <p>The cooktop lacks the required knee and toe clearance for a forward approach.</p>		<p>Modify the sink to provide the required knee / toe clearance. Unit Cost: \$500 ea. Quantity: 1</p> <p>Provide an accessible cooktop. Unit Cost: \$750 ea. Quantity: 1</p>	<p>\$1,250</p>
<p>9.</p>	<p><b>Counters (First Floor)</b></p> <p>All the counters are &gt;36" AFF, @ 42" AFF. Computers are mounted &gt;36" AFF.</p>		<p>Lower a 36" portion of the counters to max. 36" AFF. Unit Cost: \$3,000 ea. Est. Quantity: 3</p>	<p>\$9,000</p>

<p>10.</p>	<p><b>Women's Employee Toilet Room (First Floor)</b></p> <p>The door maneuvering clearance is &lt;18" on the latch pull-side for a forward approach, @ 7" due to the sink.</p> <p>The paper dispenser is mounted &gt;48", @ 53" AFF.</p> <p>The sink pipes lack insulation.</p> <p>The coat hook is mounted &gt;48" AFF, @ 63" AFF.</p> <p>The flush valve is not located on the open side of the toilet.</p>		<p>Install an automatic door opener. Unit Cost: \$2,500 ea. Quantity: 1</p> <p>Relocate the paper towel dispenser. Unit Cost: \$50 ea. Quantity: 1</p> <p>Insulate the pipes underneath the sink. Unit Cost: \$50 ea. Quantity: 1</p> <p>Install a coat hook mounted no higher than 48" AFF. Unit Cost: \$50 ea. Quantity: 1</p> <p>Reposition the flush valve or install an automatic flush control. Unit Cost: \$1,000 ea. Quantity: 1</p>	<p>\$3,650</p>
------------	---	---	--	----------------

11.	<p><b>Men's Employee Toilet Room (First Floor)</b></p> <p>The door maneuvering clearance is &lt;18" on the latch pull-side for a forward approach, @ 7" due to the sink.</p> <p>The paper dispenser is mounted &gt;48", @ 53" AFF.</p> <p>The sink pipes lack insulation.</p> <p>The coat hook is mounted &gt;48" AFF, @ 63" AFF.</p>		<p>Install an automatic door opener. Unit Cost: \$2,500 ea. Quantity: 1</p> <p>Relocate the paper towel dispenser. Unit Cost: \$50 ea. Quantity: 1</p> <p>Insulate the pipes underneath the sink. Unit Cost: \$50 ea. Quantity: 1</p> <p>Install a coat hook mounted no higher than 48" AFF. Unit Cost: \$50 ea. Quantity: 1</p>	\$2,650
<b>TOTAL FOR TOWN HALL:</b>				<b>\$37,475</b>

## TOWN HALL ANNEX


---


*AUDITED ON: MAY 6, 2021*



The Town Hall Annex is located next to the Town Hall. It is a one-story building with a public office, employee kitchen, and employee toilet room. There is one surface parking lot serving the building.

**TOWN HALL ANNEX**

#	<i>Barrier Statement</i>	<i>Photo</i>	<i>Proposed Mitigation</i>	<i>Cost</i>
1.	<p><b>Parking Lot near Main Entrance</b></p> <p>The accessible parking signs are mounted &lt;60" AFF, measured to the bottom of the sign.</p> <p>The accessible parking space and its associated access aisle have changes in level &gt;1/4".</p>		<p>Install a van accessible parking sign with the International Symbol of Accessibility at 60" AFF minimum, measured to the bottom of the sign.</p> <p>Unit Cost: \$100 ea. Quantity: 1</p> <p>Regrade the accessible parking space and its associated access aisle.</p> <p>Unit Cost: \$1,500 per space or aisle Quantity: 2 (1 space + 1 aisle)</p>	\$3,100

<p>2.</p>	<p><b>Main Entrance</b></p> <p>The walkway has changes in level <math>&gt;1/4</math>" due to variations in the paver surface.</p> <p>The door maneuvering clearance is <math>&lt;18</math>" on the latch pull-side for a forward approach, @ 14" due to the handrail.</p> <p>The threshold is <math>&gt;1/2</math>" and not beveled at maximum 1:2, @ 1 1/4".</p>		<p>Regrade the walkway. Unit Cost: \$25/SF Est. Quantity: 16 SF</p> <p>Relocate the handrail. Unit Cost: \$50 ea. Quantity: 1</p> <p>Replace the threshold. Unit Cost: \$250 ea. Quantity: 1</p>	<p>\$700</p>
<p><b>TOTAL FOR TOWN HALL ANNEX:</b></p>				<p><b>\$3,800</b></p>

## POLICE STATION


---


AUDITED ON: MAY 6, 2021











The Police Station is located at 2550 State Highway. It is a one-story building with a reception area, administrative offices, employee locker rooms, holding cells, toilet rooms, and typical police function areas. There are two accessible parking spaces provided at this facility.



**POLICE STATION**

#	Barrier Statement	Photo	Proposed Mitigation	Cost
1.	<p><b>Parking Lot</b></p> <p>The designated van accessible aisle is &lt;60" wide, @ 54" measured centerline to centerline.</p> <p>Some of the accessible parking spaces have slopes &gt;2%, @ 2.5%.</p> <p>There are no designated accessible visitor parking spaces provided.</p>		<p>Regrade and restripe the existing accessible parking spaces and associated access aisles.            Unit Cost: \$1,500 per space or aisle            Quantity: 3 (2 spaces + 1 aisle)</p> <p>Stripe a portion of the parking lot to add one van accessible space, as well as its associated sign and access aisle. Include signage for visitor parking.            Unit Cost: \$300 per space or aisle            Quantity: 2 (1 space + 1 aisle)</p>	\$5,100

<p>2.</p>	<p><b>Main Entrance</b></p> <p>Some portions of the walkway from the parking lot to the main entrance have running slopes &gt; 5%, @ 5.5%, and are not treated as a ramp.</p> <p>The door lacks a level landing, @ 3%.</p>		<p>Regrade the walkway. Unit Cost: \$25/SF Est. Quantity: 235 SF</p> <p>Regrade the door landing. Unit Cost: \$1,000 Quantity: 1</p>	<p>\$6,875</p>
<p>3.</p>	<p><b>Lobby</b></p> <p>The reception counter is &gt;36" AFF, @ 48" AFF.</p> <p>The intercom control is mounted &gt;48" AFF, @ 56" AFF to the highest operable part.</p>		<p>Lower a 36" wide portion of the counter to 36" max. AFF. Unit Cost: \$750 Quantity: 1</p> <p>Lower the intercom control to no higher than 48" AFF. Unit Cost: \$250 ea. Quantity: 1</p>	<p>\$1,000</p>

<p>4.</p>	<p><b>Public Men's Single-user Toilet Rooms in Lobby</b></p> <p>There is no tactile/ Braille signage mounted on the latch side of the door.</p> <p>The side grab bar extends &lt;54" from the rear wall, @ 48".</p> <p>The mirror is &gt;40" AFF, @ 42" AFF, measured to the bottom of the reflective surface.</p> <p>The toilet centerline is not 16"-18" from the side wall, @ 18 ¼".</p>	   	<p>Install compliant tactile/ Braille signage on the latch side of the door. Coordinate with location and height requirements. Unit Cost: \$100 ea. Est. Quantity: 1</p> <p>Install a 42" min. side grab bar, located 12" from the interior corner of the wall. Unit Cost: \$50 ea. Quantity: 1</p> <p>Lower the mirror. Unit Cost: \$50 ea. Quantity: 1</p> <p>Reposition the toilet. Unit Cost: \$1,500 ea. Quantity: 1</p>	<p>\$1,700</p>
-----------	---	--	---	----------------

<p>5.</p>	<p><b>Public Women's Single-user Toilet Rooms in Lobby</b></p> <p>There is no tactile/ Braille signage mounted on the latch side of the door.</p> <p>The side grab bar extends &lt;54" from the rear wall, @ 48".</p> <p>The mirror is &gt;40" AFF, @ 42" AFF, measured to the bottom of the reflective surface.</p> <p>The toilet centerline is not 16"-18" from the side wall, @ 18.5".</p> <p>The toilet paper dispenser is not located 7"-9" from the front of the toilet.</p> <p>The flush valve is not located on the open side of the toilet.</p>	   	<p>Install compliant tactile/ Braille signage on the latch side of the door. Coordinate with location and height requirements. Unit Cost: \$100 ea. Est. Quantity: 1</p> <p>Install a 42" min. side grab bar, located 12" from the interior corner of the wall. Unit Cost: \$50 ea. Quantity: 1</p> <p>Lower the mirror. Unit Cost: \$50 ea. Quantity: 1</p> <p>Reposition the toilet. Unit Cost: \$1,500 ea. Quantity: 1</p> <p>Relocate the toilet paper dispenser. Unit Cost: \$50 ea. Quantity: 1</p> <p>Reposition the flush valve or install an automatic flush control. Unit Cost: \$1,000 ea. Quantity: 1</p>	<p>\$2,750</p>
-----------	--	--	---	----------------

<p>6.</p>	<p><b>Brochures</b></p> <p>Brochures are mounted &gt;48" AFF, @ 69"- 79" AFF.</p>		<p>Relocate the brochures within an accessible reach range.</p> <p>Unit Cost: \$250 Quantity: 3</p>	<p>\$750</p>
<p>7.</p>	<p><b>Holding Cells</b></p> <p>The sink lacks the required knee clearance for a forward approach.</p> <p>The toilet lacks the required grab bars.</p> <p><i>Note: At least one accessible cell per holding classifications must be provided.</i></p>		<p>Provide a compliant sink/toilet combo unit.</p> <p>Unit Cost: \$3,000 ea. Quantity: 1</p> <p>Install anti-ligature grab bars.</p> <p>Unit Cost: \$50 ea. Quantity: 2</p> <p>Develop a policy to utilize the accessible cell with the required turning space when needed. Ensure information about this policy is properly disseminated.</p> <p>Unit Cost: \$0 Quantity: N/A</p>	<p>\$3,100</p>
<p><b>TOTAL FOR POLICE STATION:</b></p>				<p><b>\$21,275</b></p>

## FIRE STATION


---


*AUDITED ON: MAY 6, 2021*






The fire station is located at 2520 State Highway. It is a two-story building with a public reception area, public toilet room, and typical firehouse function areas. There is one accessible parking space provided at this facility.

## FIRE STATION

#	Barrier Statement	Photo	Proposed Mitigation	Cost
1.	<p><b>Parking Lot</b></p> <p>The accessible parking sign is mounted &lt;60" AFF, measured to the bottom of the sign, @ 40" AFF.</p> <p>The access aisle has changes in level &gt;1/4" due to variations in the paver surface and to sewer covers.</p>	 <p>The top photo shows a blue accessible parking sign mounted on a post that is too low to the ground. The middle photo shows a raised curb at the edge of a parking space. The bottom photo shows a circular sewer cover in the middle of a parking aisle.</p>	<p>Install a van accessible parking sign with the International Symbol of Accessibility at 60" AFF minimum, measured to the bottom of the sign.            Unit Cost: \$100 ea.            Quantity: 1</p> <p>Regrade the aisle.            Unit Cost: \$1,500 per space or aisle            Quantity: 1 space</p>	\$1,600

<p>2.</p>	<p><b>Main Entrance</b></p> <p>The slope of the curb ramp is &gt;8.3%, @ 11.2%.</p> <p>The curb ramp lacks a level landing.</p> <p>The walkway is &lt;36" wide due to a column.</p> <p>The door lacks a level landing, @ 5%.</p> <p>The column blocks the clear floor space for the emergency alarm.</p> <p>The emergency alarm box protrudes &gt;4" into the circulation space.</p> <p>The door requires &gt;5lbs of force to open.</p>		<p>Rebuild the curb ramp. Unit Cost: \$1,250 ea. Quantity: 1</p> <p>No separate mitigation required. Once the curb ramp above is rebuilt, the accessible route will no longer be narrowed by the column. Unit Cost: \$0 Quantity: N/A</p> <p>Regrade the door landing. Unit Cost: \$1,000 ea. Quantity: 1</p> <p>Relocate the emergency alarm box. Unit Cost: \$250 ea. Quantity: 1</p> <p>Adjust the door closer. Unit Cost: \$50 ea. Est. Quantity: 1</p>	<p>\$2,550</p>
-----------	--	---	---	----------------

<p>3.</p>	<p><b>Public Single-User Toilet Room</b></p> <p>The door maneuvering clearance is &lt;18” on the latch pull-side for a forward approach due to the water cooler and other furniture elements.</p> <p>There is no tactile/ Braille signage mounted on the latch side of the door.</p> <p>The side grab bar extends &lt;54” from the rear wall, @ 49”.</p> <p>The toilet paper dispenser is not located 7”-9” from the front of the toilet.</p>	  	<p>Relocate the water cooler. Unit Cost: \$250 ea. Quantity: 1</p> <p>Install compliant tactile/ Braille signage on the latch side of the door. Coordinate with location and height requirements. Unit Cost: \$100 ea. Est. Quantity: 1</p> <p>Install a 42” min. side grab bar, located 12” from the interior corner of the wall. Unit Cost: \$50 ea. Quantity: 1</p> <p>Relocate the toilet paper dispenser. Unit Cost: \$50 ea. Quantity: 1</p>	<p>\$450</p>
<p><b>TOTAL FOR FIRE STATION:</b></p>				<p><b>\$4,600</b></p>

## CHAMBER OF COMMERCE

---

*AUDITED ON: MAY 7, 2021*



The Chamber of Commerce is located at 1700 State Highway. It is a one-story building with a reception area and office. There are no accessible parking spaces provided.

**CHAMBER OF COMMERCE**

#	<i>Barrier Statement</i>	<i>Photo</i>	<i>Proposed Mitigation</i>	<i>Cost</i>
1.	<p><b>Parking Lot</b></p> <p>Currently, no standard accessible spaces and no van spaces are provided.</p>		<p>Stripe a portion of the parking lot to add 1 van accessible space, as well as its associated sign and access aisle.</p> <p>Unit Cost: \$300 per space or aisle Quantity: 2 (1 space, 1 aisle)</p>	\$600
2.	<p><b>Main Entrance</b></p> <p>The door maneuvering clearance is &lt;18” on the latch pull-side for a forward approach due to the handrail.</p> <p>The interior door maneuvering clearance is obstructed by the freestanding brochure holders.</p> <p>The door provides &lt;32” clear width, @ 29 ¾”.</p> <p>The door hardware requires tight grasping, pinching, or twisting of the wrist to operate.</p>		<p>Relocate the handrail. Unit Cost: \$50 ea. Quantity: 1</p> <p>Relocate the brochure holders. Unit cost: \$0 Quantity: N/A</p> <p>Enlarge the door opening and install a new door equipped with a lever type door hardware. Unit Cost: \$5,000 ea. Quantity: 1</p>	\$5,050

3.	<p><b>Counter</b></p> <p>The reception counter is &gt;36" AFF, @ 43" AFF.</p>		<p>Provide a separate counter minimum 36" wide and 36" max. AFF. Unit Cost: \$750 Quantity: 1</p>	\$750
4.	<p><b>Outdoor Brochures</b></p> <p>Brochures are out of the reach range and there is no level 30" x 48" clear floor space adjacent provided.</p>		<p>Relocate the brochures holder within an accessible reach range. Unit Cost: \$250 Quantity: 1</p>	\$250
5.	<p><b>Trash Receptacle</b></p> <p>The trash is not located on an accessible route due to dirt surface.</p> <p>There is no level 30" x 48" clear floor space adjacent to the trash.</p>		<p>Provide at least one trash receptacle, and no less than 5% of the total number of trashes, that provides compliant adjacent clear floor space along an accessible route. Unit Cost: \$250 ea. Quantity: 1</p>	\$250
<b>TOTAL FOR CHAMBER OF COMMERCE:</b>				<b>\$6,900</b>

## DPW BUILDING



---

AUDITED ON: MAY 7, 2021 & JUNE 11, 2021



The DPW is located at 555 Old Orchard Road. It is a one-story building that includes offices, toilet rooms, and locker rooms. There is one accessible parking space provided at this facility.

**DPW BUILDING**

#	Barrier Statement	Photo	Proposed Mitigation	Cost
1.	<p><b>Parking Lot</b></p> <p>The designated accessible parking space lacks an adjacent access aisle.</p> <p>The accessible parking sign is mounted &lt;60" AFF, @ 44" AFF measured to the bottom of the sign.</p>		<p>Restripe the pavement markings in the parking space and associated access aisle. Unit Cost: \$150 per space or aisle Quantity: 2 (1 space + 1 aisle)</p> <p>Install a van accessible sign with the International Symbol of Accessibility at 60" AFF minimum, measured to the bottom of the sign. Unit Cost: \$100 ea. Quantity: 1</p>	\$400
2.	<p><b>Exterior Wooden Handrails</b></p> <p>The wooden handrail surfaces are abrasive, due to its deterioration.</p>		<p>Replace the handrails with compliant ones. Unit Cost: \$50/LF Est. Quantity: 130 LF</p>	\$6,500

3.	<p><b>“Natural Resources” Main Entrance</b></p> <p>The door maneuvering clearance is &lt;18” on the latch pull-side for a forward approach, @ 9” due to the handrail.</p>		<p>Relocate the handrail. Unit Cost: \$50 ea. Quantity: 1</p>	\$50
4.	<p><b>“Water Division Office” Main Entrance</b></p> <p>The door maneuvering clearance is &lt;18” on the latch pull-side for a forward approach, @ 9” due to the handrail.</p>		<p>Relocate the handrail. Unit Cost: \$50 ea. Quantity: 1</p>	\$50
5.	<p><b>DPW Main Office Counter</b></p> <p>The counter protrudes &gt;4” into the circulation route, @ 6 ¾”.</p>		<p>Install a cane detectable object below the counter. Unit Cost: \$250 ea. Quantity: 1</p>	\$250
6.	<p><b>“Natural Resources” Brochures</b></p> <p>The brochures are mounted &gt;48” AFF.</p>		<p>Relocate the brochures within an accessible reach range. Unit Cost: \$50 Quantity: 2</p>	\$100
<b>TOTAL FOR DPW BUILDING:</b>				<b>\$7,350</b>

## PUBLIC LIBRARY



---





*AUDITED ON: MAY 7, 2021*







The Eastham Public Library is located at 190 Samoset Road. It is a two-story building constructed in 2016. The library contains stacks, toilet rooms, study areas, a meeting room, and employee areas. There are two accessible parking spaces provided at this facility.



**PUBLIC LIBRARY**

#	<i>Barrier Statement</i>	<i>Photo</i>	<i>Proposed Mitigation</i>	<i>Cost</i>
1.	<p><b>Parking Lot</b></p> <p>There is an insufficient number of van accessible parking spaces. For a parking lot with two accessible spaces, one must be van accessible.</p> <p>The accessible parking spaces and its associated access aisle have slopes &gt;2%, @ 2.5%.</p>		<p>Restripe a portion of the parking lot to add 1 van accessible space, as well as its associated sign and access aisle. Unit Cost: \$300 per space or aisle Quantity: 2 (1 space + 1 aisle)</p> <p>Regrade and restripe the existing accessible parking spaces and their associated access aisle. Unit Cost: \$1,500 per space or aisle Quantity: 3 (2 spaces + 1 aisle)</p>	\$5,100
2.	<p><b>Library Historic Entrance</b></p> <p>The inaccessible front entrance lacks directional signage to the accessible entrance.</p>		<p>Provide directional signage to the accessible entrance. Unit Cost: \$100 ea. Est. Quantity: 1</p>	\$100




<p>3.</p>	<p><b>Outdoor Elements</b></p> <p>There is no accessible route to the trash due to the bicycle rack.</p> <p>There is no level 30" x 48" clear floor space adjacent to the trash, @ 30" x 34".</p> <p>The outdoor table located on the lower terrace is not accessible.</p>	 	<p>Relocate the trash to provide the required clear floor space along an accessible route. Unit Cost: \$250 ea. Quantity: 1</p> <p>Provide at least one table, and no less than 5% of the total number of tables, that provides compliant knee and toe clearance. Unit Cost: \$250 ea. Est. Quantity: 1</p>	<p>\$500</p>
<p>4.</p>	<p><b>Lower Terrace Door</b></p> <p>The door maneuvering clearance is &lt;12" on the latch push-side for a forward approach, @ 6".</p>		<p>Install an automatic door opener. Unit Cost: \$2,500 ea. Quantity: 1</p>	<p>\$2,500</p>
<p>5.</p>	<p><b>Outdoor Stairs</b></p> <p>The stair has a compliant handrail on only one side.</p>		<p>Install a compliant handrail on the second side. Unit Cost: \$50/LF Est. Quantity: 64 LF</p>	<p>\$3,200</p>


<p>6.</p>	<p><b>Work Surfaces</b></p> <p>Some computer tables lack the required knee and toe clearance for a forward approach.</p> <p>The computer associated to the printer is mounted &gt;36" AFF.</p>		<p>Provide at least one computer table, and no less than 5% of the total number of tables, that provides compliant knee and toe clearance.</p> <p>Unit Cost: \$250 ea. Est. Quantity: 1</p> <p>Provide a computer within accessible reach range.</p> <p>Unit Cost: \$250 ea. Quantity: 1</p>	<p>\$500</p>
<p>7.</p>	<p><b>Door Maneuvering Clearance - Conference Room</b></p> <p>The door maneuvering clearance is &lt;18" on the latch pull-side for a forward approach, due to the recessed door.</p>		<p>Install an automatic door opener.</p> <p>Unit Cost: \$2,500 ea. Quantity: 1</p>	<p>\$2,500</p>

<p>8.</p>	<p><b>Door Maneuvering Clearance (Typical)</b></p> <p>Some of the doors lack the required maneuvering clearances on both the pull-side and push-side for a forward approach, due to the presence of furniture elements and shelves.</p>		<p>Relocate the shelves to provide a compliant door maneuvering clearance.</p> <p>Unit cost: \$0</p> <p>Quantity: N/A</p>	<p>\$0</p>
<p>9.</p>	<p><b>Drinking Fountain</b></p> <p>There is no “hi” drinking fountain for standing persons provided.</p>		<p>Add a ‘hi’ drinking fountain per ADA-602.</p> <p>Unit Cost: \$1,000</p> <p>Quantity: 1</p>	<p>\$1,000</p>

<p>10.</p>	<p><b>Defibrillator</b></p> <p>The defibrillator box protrudes &gt;4" at a height &gt;27" AFF, @ 7" at 34" AFF.</p>		<p>Relocate the defibrillator box. Unit Cost: \$50 ea. Quantity: 1</p>	<p>\$50</p>
<p>11.</p>	<p><b>Women's Multi-user Toilet Room (Ground Floor)</b></p> <p>The paper towel dispenser protrudes &gt;4" at a height &gt;27" AFF, @ 7" at 39" AFF.</p> <p>The coat hook is mounted &gt;48" AFF, @ 54" AFF.</p> <p>The side grab bar extends &lt;54" from the rear wall, @ 48".</p> <p>The rear grab bar extends &lt;12" from the centerline of the water closet.</p>		<p>Relocate the paper towel dispenser. Unit Cost: \$50 ea. Quantity: 1</p> <p>Install a coat hook mounted no higher than 48" AFF. Unit Cost: \$50 ea. Quantity: 1</p> <p>Install a 42" min. side grab bar, located 12" from the interior corner of the wall. Unit Cost: \$50 ea. Quantity: 1</p> <p>Relocate the rear grab bar. Unit Cost: \$50 ea. Quantity: 1</p>	<p>\$200</p>

<p>12.</p>	<p><b>Men's Multi-user Toilet Room (Ground Floor)</b></p> <p>The toilet paper dispenser protrudes &gt;4" at a height &gt;27" AFF, @ 7" at 39" AFF.</p> <p>The coat hook is mounted &gt;48" AFF, @ 54" AFF.</p>	 <p>The top photograph shows a white toilet paper dispenser mounted on a wall above a white tiled counter. The bottom photograph shows a coat hook mounted on a white wall above a door.</p>	<p>Relocate the toilet paper dispenser. Unit Cost: \$50 ea. Quantity: 1</p> <p>Install a coat hook mounted no higher than 48" AFF. Unit Cost: \$50 ea. Quantity: 1</p>	<p>\$100</p>
<p>13.</p>	<p><b>Meeting Room</b></p> <p>The TV protrudes &gt;4" at a height &gt;27" AFF, @ 5" at 60" AFF.</p>	 <p>The photograph shows a large, dark-colored television mounted on a light-colored wall. The TV is positioned at a height that appears to be above 27 inches from the finished floor.</p>	<p>Install a cane detectable object below the TV. Unit Cost: \$250 ea. Quantity: 1</p>	<p>\$250</p>

<p>14.</p>	<p><b>Stairs</b></p> <p>The stair nosings are “abrupt” as defined by 521 CMR.</p> <p>The bottom end of the handrail is not rounded nor returned to floor, wall, or post, as required by 521 CMR.</p>	 	<p>Install a strip under the nosing so that the underside has an angle not less than 60 degrees from horizontal. Unit Cost: \$50 ea. Est. Quantity: 20</p> <p>Install a compliant handrail extension on the bottom of the stair. Unit Cost: \$50/LF Est. Quantity: 4LF</p>	<p>\$1,200</p>
<p>15.</p>	<p><b>Program Room #006</b></p> <p>The sink lacks the required knee and toe clearance for a forward approach.</p>		<p>Modify the sink to provide the required knee/ toe clearance. Unit Cost: \$500 ea. Quantity: 1</p>	<p>\$500</p>

<p>16.</p>	<p><b>Single-user Toilet Room (Lower Floor)</b></p> <p>The toilet paper dispenser protrudes &gt;4" at a height &gt;27" AFF, @ 7" at 39" AFF.</p> <p>The door lacks the required maneuvering clearance on the latch pull-side for a forward approach, due to the sink.</p>		<p>Relocate the toilet paper dispenser. Unit Cost: \$50 ea. Quantity: 1</p> <p>Install an automatic door opener. Unit Cost: \$2,500 ea. Quantity: 1</p>	<p>\$2,550</p>
<p><b>TOTAL FOR PUBLIC LIBRARY:</b></p>				<p><b>\$20,250</b></p>

## COUNCIL ON AGING


---



*AUDITED ON: MAY 7, 2021*



The Council on Aging is located at 1405 Nauset Road. It is a two-story building with a lift, public and employee toilet rooms, reception area, meeting rooms, conference room, and kitchen. There are two surface parking lots serving the building.



**COUNCIL ON AGING**


#	Barrier Statement	Photo	Proposed Mitigation	Cost
1.	<p><b>Lower Parking Lot</b></p> <p>The pavement markings in the designated parking spaces are not visible.</p> <p>The designated accessible parking spaces lack an adjacent access aisle.</p> <p>There is an insufficient number of van accessible parking spaces. For a parking lot with 4 accessible spaces, 1 must be van accessible.</p> <p>The parking spaces have changes in level &gt;1/4" due to variations in the paver surface and sewer covers.</p> <p>The accessible parking signs are mounted &lt;60" AFF, measured to the bottom of the sign.</p>		<p>Regrade and restripe the existing accessible parking spaces and associated access aisles. Unit Cost: \$1,500 per space or aisle Quantity: 6 (4 spaces + 2 aisles)</p> <p>Restripe a portion of the parking lot to add 1 van accessible space, as well as its associated sign and access aisle. Unit Cost: \$300 per space or aisle Quantity: 2 (1 space + 1 aisle)</p> <p>Install a sign with the International Symbol of Accessibility at 60" AFF minimum, measured to the bottom of the sign. Include a van accessible sign where applicable. Unit Cost: \$100 ea. Quantity: 5</p>	\$10,100


<p>2.</p>	<p><b>Upper Parking Lot</b></p> <p>The pavement markings in the designated parking spaces are not visible.</p> <p>The designated accessible parking spaces lack an adjacent access aisle.</p> <p>There is an insufficient number of van accessible parking spaces. For a parking lot with 3 accessible spaces, 1 must be van accessible.</p> <p>Some of the accessible parking spaces have slopes &gt;2%, @ 3%.</p> <p>The accessible parking signs are mounted &lt;60" AFF, @ 50" AFF measured to the bottom of the sign.</p>		<p>Regrade and restripe the existing accessible parking space and associated access aisle. Unit Cost: \$1,500 per space or aisle Quantity: 2 (1 space, 1 aisle)</p> <p>Restripe the existing accessible parking spaces and associated access aisles. Add 1 van accessible space, as well as its associated sign and access aisle. Unit Cost: \$1,500 per space or aisle Quantity: 5 (3 spaces, 2 aisle)</p> <p>Install a sign with the International Symbol of Accessibility at 60" AFF minimum, measured to the bottom of the sign. Include a van accessible sign where applicable. Unit Cost: \$100 ea. Quantity: 4</p>	<p>\$10,900</p>
<p>3.</p>	<p><b>Dropoff Parking</b></p> <p>The pavement markings in the designated parking spaces are not visible.</p> <p>The designated accessible parking spaces lack an adjacent access aisle.</p> <p>There is an insufficient number of van accessible parking spaces. For a parking lot with 2 accessible spaces, 1 must be van accessible.</p> <p>The accessible parking spaces have slopes &gt;2%, @ 4.5%.</p>		<p>Regrade and restripe the existing accessible parking spaces and associated access aisles. Unit Cost: \$1,500 per space or aisle Quantity: 4 (2 spaces, 2 aisles)</p> <p>Restripe a portion of the parking lot to add 1 van accessible space, as well as its associated sign and access aisle. Unit Cost: \$300 per space or aisle Quantity: 2 (1 space, 1 aisle)</p>	<p>\$6,600</p>


<p>4.</p>	<p><b>Ramp to the Upper Parking Lot</b></p> <p>The ramp has running slopes &gt;8.3%, @ 9.6% at some spots.</p> <p>The bottom handrails on the ramp are not continuous.</p>		<p>Rebuild the ramp, including compliant handrails.</p> <p>Unit Cost: \$15,000 ea.</p> <p>Quantity: 1</p>	<p>\$15,000</p>
<p>5.</p>	<p><b>Ramp from the Upper Parking Lot to the Deck</b></p> <p>The ramp lacks the required lower handrail extensions.</p> <p>The top and bottom ends of the handrails are neither rounded nor returned to floor, wall, or post, as required by 521 CMR.</p>		<p>Install compliant handrails on both sides of the ramp.</p> <p>Unit Cost: \$50/LF</p> <p>Est. Quantity: 28 LF</p>	<p>\$1,400</p>



<p>6.</p>	<p><b>Secondary Entrance at Conference Room</b></p> <p>The ramp has cross slopes &gt;2%, @ 5%.</p> <p>The bottom ends of the handrails are neither rounded nor returned to floor, wall, or post, as required by 521 CMR.</p> <p>There is an abrupt change in level at the bottom of the ramp.</p>		<p>Rebuild the ramp, including compliant handrails.</p> <p>Unit Cost: \$15,000 ea.</p> <p>Quantity: 1</p>	<p>\$15,000</p>
-----------	---	---	---	-----------------





<p>7.</p>	<p><b>Secondary Entrance at Reception Area</b></p> <p>The top half of the ramp has running slopes &gt;8.3%, @ 9%.</p> <p>The ramp lacks the required upper and lower handrail extensions.</p> <p>The bottom ends of the handrails are neither rounded nor returned to floor, wall, or post, as required by 521 CMR.</p> <p>The handrails are not continuous.</p> <p>The ramp handrails are not mounted 34"-38" AFF, @ 33" AFF.</p>		<p>Rebuild the ramp, including compliant handrails.</p> <p>Unit Cost: \$15,000 ea.</p> <p>Quantity: 1</p>	<p>\$15,000</p>
<p>8.</p>	<p><b>Secondary Entrance at Ground Floor Hallway</b></p> <p>The inaccessible secondary entrance (C) lacks directional signage to the accessible entrance.</p> <p>The bottom ends of the handrails are neither rounded nor returned to floor, wall, or post, as required by 521 CMR.</p>		<p>Provide directional signage to the accessible entrance.</p> <p>Unit Cost: \$100 ea.</p> <p>Est. Quantity: 1</p> <p>Install compliant handrails on both sides.</p> <p>Unit Cost: \$50/LF</p> <p>Est. Quantity: 10 LF</p>	<p>\$600</p>


<p>9.</p>	<p><b>Outdoor Stairs</b></p> <p>The stair lacks the required upper and lower handrail extensions.</p> <p>The stair handrails are not mounted 34"-38" AFF, @ 29" AFF.</p> <p>The stair nosings are "abrupt" as defined by 521 CMR.</p> <p>The stair has open risers.</p>		<p>Install compliant handrails on both sides of the stair.</p> <p>Unit Cost: \$50/LF Est. Quantity: 32 LF</p> <p>Install compliant riser boards.</p> <p>Unit Cost: \$25 ea. Est. Quantity: 20</p>	<p>\$2,100</p>
<p>10.</p>	<p><b>Main Entrance</b></p> <p>The threshold is <math>&gt;1/2</math>" and not beveled at maximum 1:2.</p>		<p>Replace the threshold.</p> <p>Unit Cost: \$250 ea. Quantity: 1</p>	<p>\$250</p>
<p>11.</p>	<p><b>Protruding Objects (Lower Ground Floor)</b></p> <p>The wall mounted shelf protrudes <math>&gt;4</math>" at a height <math>&gt;27</math>" AFF into the circulation path.</p> <p>The headroom under the ventilation system provides <math>&lt;80</math>" of vertical clearance, @ 77" AFF.</p>		<p>Relocate the shelf.</p> <p>Unit Cost: \$50 ea. Quantity: 1</p> <p>Install a cane detectable object below the ventilation system.</p> <p>Unit Cost: \$250 ea. Quantity: 1</p>	<p>\$300</p>


<p>12.</p>	<p><b>Single-user Toilet Room #1 (Lower Ground Floor)</b></p> <p>The door lacks tactile/ braille signage mounted on the latch side of the door.</p> <p>The door maneuvering clearance is &lt;18” on the latch pull-side for a forward approach, @ 5.5”.</p> <p>The wall-mounted cabinet protrudes &gt;4” at a height &gt;27” AFF, @ 12” at 60” AFF.</p> <p>The side grab bar starts &gt;12” from the rear wall, @ 19.5”</p> <p>The side grab bar is not mounted 33”-36” AFF, @ 31.5” AFF.</p> <p>The toilet paper dispenser is not located 7”-9” from the front of the toilet.</p> <p>The sink has pipes that are not insulated.</p>		<p>Install compliant tactile/ Braille signage on the latch side of the door. Coordinate with location and height requirements. Unit Cost: \$100 ea. Est. Quantity: 1</p> <p>Install an automatic door opener. Unit Cost: \$2,500 ea. Quantity: 1</p> <p>Relocate the wall-mounted cabinet. Unit Cost: \$50 ea. Quantity: 1</p> <p>Relocate the side grab bar. Unit Cost: \$50 ea. Quantity: 1</p> <p>Relocate the toilet paper dispenser. Unit Cost: \$50 ea. Quantity: 1</p> <p>Insulate the pipes. Unit Cost: \$50 ea. Quantity: 1</p>	<p>\$2,800</p>
------------	--	---	--	----------------


<p>13.</p>	<p><b>Single-user Toilet Room #2 (Lower Ground Floor)</b></p> <p>The door lacks tactile/ braille signage mounted on the latch side of the door.</p> <p>The door maneuvering clearance is &lt;18” on the latch pull-side for a forward approach, @ 5.5”.</p> <p>The wall-mounted cabinet protrudes &gt;4” at a height &gt;27” AFF, @ 12” at 60” AFF.</p> <p>The side grab bar is not mounted 33”-36” AFF, @ 31.5” AFF.</p> <p>The toilet paper dispenser is not located 7”- 9” from the front of the toilet.</p> <p>The flush valve is not located on the open side of the toilet.</p> <p>The sink has pipes that are not insulated.</p> <p>The coat hook is mounted &gt;48” AFF.</p>		<p>Install compliant tactile/ Braille signage on the latch side of the door. Coordinate with location and height requirements. Unit Cost: \$100 ea. Est. Quantity: 1</p> <p>Install an automatic door opener. Unit Cost: \$2,500 ea. Quantity: 1</p> <p>Relocate the wall-mounted cabinet. Unit Cost: \$50 ea. Quantity: 1</p> <p>Relocate the side grab bar. Unit Cost: \$50 ea. Quantity: 1</p> <p>Relocate the toilet paper dispenser. Unit Cost: \$50 ea. Quantity: 1</p> <p>Relocate the flush valve or install an automatic flush control. Unit Cost: \$1,000 ea. Quantity: 1</p> <p>Insulate the pipes. Unit Cost: \$50 ea. Quantity: 1</p> <p>Install a coat hook mounted no higher than 48” AFF. Unit Cost: \$50 ea. Quantity: 1</p>	<p>\$3,850</p>
------------	--	---	---	----------------

<p>14.</p>	<p><b>Lift</b></p> <p>There is no level 30" x 48" clear floor space adjacent to the lift control due to the removable ramp.</p> <p>The door maneuvering clearance is &lt;18" on the latch pull-side for a forward approach, @</p>		<p>Relocate the control. Unit Cost: \$250 ea. Quantity: 1</p> <p>Install an automatic door opener. Unit Cost: \$2,500 ea. Quantity: 1</p>	<p>\$2,750</p>
<p>15.</p>	<p><b>Stairs</b></p> <p>The stair lacks the required upper and lower handrail extensions.</p> <p>The bottom ends of the handrails are neither rounded nor returned to floor, wall, or post, as required by 521 CMR.</p> <p>The handrails are not continuous.</p>		<p>Install compliant handrails on both sides of the stair. Unit Cost: \$50/LF Est. Quantity: 46 LF</p>	<p>\$2,300</p>

<p>16.</p>	<p><b>Stage (Ground Floor)</b></p> <p>No accessible route is provided to the stage due to the 8" step.</p>		<p>Build a ramp. Unit Cost: \$5,000 ea. Quantity: 1</p>	<p>\$5,000</p>
<p>17.</p>	<p><b>Service Counter (Ground Floor)</b></p> <p>The service counter is &gt;36" AFF, @ 43" AFF.</p>		<p>Lower a 36" portion of the counter to max. 36" AFF. Unit Cost: \$3,000 ea. Quantity: 1</p>	<p>\$3,000</p>
<p>18.</p>	<p><b>Computer Room (Ground Floor)</b></p> <p>The door provides &lt;32" clear width, @ 29.5".</p>		<p>Provide at least one computer in an accessible room. Unit Cost: \$0. Quantity: N/A</p>	<p>\$0</p>
<p>19.</p>	<p><b>Common Room (Ground Floor)</b></p> <p>The door maneuvering clearance is &lt;18" on the latch pull-side for a forward approach, @ 12".</p>		<p>Install an automatic door opener. Unit Cost: \$2,500 ea. Quantity: 1</p>	<p>\$2,500</p>

<p>20.</p>	<p><b>Single-user Toilet Room #3 (Ground Floor)</b></p> <p>The door lacks tactile/ braille signage mounted on the latch side of the door.</p> <p>The door maneuvering clearance is &lt;18” on the latch pull-side for a forward approach, @ 4.5”.</p> <p>The side grab bar is mounted &lt;33” AFF.</p> <p>The rear grab bar is mounted &gt;36” AFF.</p> <p>The toilet paper dispenser is not located 7”- 9” from the front of the toilet.</p> <p>The toilet centerline is &gt;18” from the wall, @ 22”.</p> <p>The flush valve is not located on the open side of the toilet.</p> <p>The sink has pipes that are not insulated.</p> <p>The coat hook is mounted &gt;48” AFF.</p>		<p>Install compliant tactile/ Braille signage on the latch side of the door. Coordinate with location and height requirements. Unit Cost: \$100 ea. Est. Quantity: 1</p> <p>Install an automatic door opener. Unit Cost: \$2,500 ea. Quantity: 1</p> <p>Relocate the side and rear grab bars. Unit Cost: \$50 ea. Quantity: 2</p> <p>Relocate the toilet paper dispenser. Unit Cost: \$50 ea. Quantity: 1</p> <p>Reposition the toilet. Unit Cost: \$1,500 ea. Quantity: 1</p> <p>Reposition the flush valve or install an automatic flush control. Unit Cost: \$1,000 ea. Quantity: 1</p> <p>Insulate the pipes. Unit Cost: \$50 ea. Quantity: 1</p> <p>Install a coat hook mounted no higher than 48” AFF. Unit Cost: \$50 ea. Quantity: 1</p>	<p>\$5,350</p>
------------	--	---	--	----------------

<p>21.</p>	<p><b>Single-user Toilet Room #4 (Ground Floor)</b></p> <p>The door lacks tactile/ braille signage mounted on the latch side of the door.</p> <p>The door maneuvering clearance is &lt;18” on the latch pull-side for a forward approach, @ 4.5”.</p> <p>The side grab bar is mounted &lt;33” AFF.</p> <p>The rear grab bar is mounted &gt;36” AFF.</p> <p>The toilet paper dispenser is not located 7”- 9” from the front of the toilet.</p> <p>The toilet centerline is &gt;18” from the wall, @ 21.5”.</p> <p>The sink has pipes that are not insulated.</p> <p>The coat hook is mounted &gt;48” AFF.</p>		<p>Install compliant tactile/ Braille signage on the latch side of the door. Coordinate with location and height requirements. Unit Cost: \$100 ea. Est. Quantity: 1</p> <p>Install an automatic door opener. Unit Cost: \$2,500 ea. Quantity: 1</p> <p>Relocate the side and rear grab bars. Unit Cost: \$50 ea. Quantity: 2</p> <p>Relocate the toilet paper dispenser. Unit Cost: \$50 ea. Quantity: 1</p> <p>Reposition the toilet. Unit Cost: \$1,500 ea. Quantity: 1</p> <p>Insulate the pipes. Unit Cost: \$50 ea. Quantity: 1</p> <p>Install a coat hook mounted no higher than 48” AFF. Unit Cost: \$50 ea. Quantity: 1</p>	<p>\$4,300</p>
------------	--	---	--	----------------

<p>22.</p>	<p><b>Kitchen (Ground Floor)</b></p> <p>The sink counter is &gt;34" AFF, @ 36" AFF</p> <p>The sink lacks the required knee and toe clearance for a forward approach.</p> <p>The cooktop is &gt;34" AFF, @ 36" AFF.</p> <p>The cooktop lacks the required knee and toe clearance for a forward approach.</p> <p>The microwave controls are mounted &gt;48" AFF.</p> <p>The phone is mounted &gt;48" AFF.</p> <p>The door hardware requires tight grasping, pinching, or twisting of the wrist to operate.</p>		<p>Lower the counter to 34" AFF maximum. Unit Cost: \$3,000 ea. Quantity: 1</p> <p>Provide an accessible sink with the required knee and toe clearance. Unit Cost: \$750 ea. Quantity: 1</p> <p>Provide an accessible cooktop with the required knee and toe clearance. Unit Cost: \$750 ea. Quantity: 1</p> <p>Relocate the microwave. Unit Cost: \$250 Quantity: 1</p> <p>Relocate the phone. Unit Cost: \$250 Quantity: 1</p> <p>Replace the door hardware with lever type. Unit Cost: \$300 ea. Quantity: 1</p>	<p>\$5,300</p>
<p><b>TOTAL FOR COUNCIL ON AGING:</b></p>				<p><b>\$114,400</b></p>

## TRANSFER STATION / RECYCLING FACILITY



---




AUDITED ON: MAY 7, 2021






The Transfer Station and Recycling Facility is located at 555 Old Orchard Road. It is a one-story building with offices, employee areas, a toilet room, and one accessible parking space. Another one-story building, an outdoor space with several recycling containers, and a surface parking lot complete the site.


**TRANSFER STATION/ RECYCLING FACILITY**

#	<i>Barrier Statement</i>	<i>Photo</i>	<i>Proposed Mitigation</i>	<i>Cost</i>
1.	<p><b>Sticker Office Parking Lot</b></p> <p>The parking space has changes in level &gt;1/4" due to variations in the paver surface.</p>		<p>Regrade and restripe the existing accessible parking space.</p> <p>Unit Cost: \$1,500 per space or aisle</p> <p>Quantity: 1</p>	\$1,500
2.	<p><b>Ramp to the Sticker Office (older one)</b></p> <p>The top half of the ramp has running slopes &gt;8.3%, @ 8.8%.</p> <p>The ramp lacks the required handrails.</p>		<p>Rebuild the ramp, including compliant handrails.</p> <p>Unit Cost: \$15,000 ea.</p> <p>Quantity: 1</p>	\$15,000

<p>3.</p>	<p><b>Ramp to the Sticker Office (newest)</b></p> <p>No accessible route from the driveway to the ramp is provided due to the gravel surface.</p>		<p>Construct an accessible route. Unit Cost: \$25/SF Est. Quantity: 30 SF</p>	<p>\$750</p>
<p>4.</p>	<p><b>Outdoor Elements</b></p> <p>The service counter protrudes &gt;4” at a height &gt;27” AFF, @ 11” at 33” AFF.</p> <p>The separation screen protrudes &gt;4” at a height &gt;27” AFF.</p>		<p>Install a cane detectable object below the counter and the separation screen. Unit Cost: \$250 ea. Quantity: 2</p>	<p>\$500</p>
<p>5.</p>	<p><b>Sticker Office Entrance Door</b></p> <p>The door lacks the required maneuvering clearance on the latch push-side, for a forward approach, due to the presence of furniture elements and fire extinguisher.</p>		<p>Relocate the shelf and fire extinguisher to provide a compliant door maneuvering clearance. Unit cost: \$0 Quantity: N/A</p>	<p>\$0</p>

<p>6.</p>	<p><b>“Stock Exchange” Main Entrance</b></p> <p>The ramp has running slopes &gt;8.3%, @ 12.5%.</p> <p>The ramp lacks the required handrails.</p> <p>The ramp lacks the required edge protection.</p> <p>Once the compliant handrails installed, the ramp width would be &lt;36”.</p>		<p>Rebuild the ramp including compliant handrails and edge protection.</p> <p>Unit Cost: \$15,000 ea.</p> <p>Quantity: 1</p>	<p>\$15,000</p>
<p>7.</p>	<p><b>“Stock Exchange” Main Entrance Door</b></p> <p>The threshold is &gt;½” and not beveled at maximum 1:2, @ 2”.</p> <p>The door hardware requires tight grasping, pinching, or twisting of the wrist to operate.</p>		<p>Replace the threshold.</p> <p>Unit Cost: \$250 ea.</p> <p>Quantity: 1</p> <p>Replace the door hardware with lever type.</p> <p>Unit Cost: \$300 ea.</p> <p>Quantity: 1</p>	<p>\$550</p>

<p>8.</p>	<p><b>“Stock Exchange” Secondary Entrance</b></p> <p>The inaccessible secondary entrance lacks directional signage to the accessible entrance.</p> <p>The stair lacks the required handrails.</p>		<p>Provide directional signage to the accessible entrance.</p> <p>Unit Cost: \$100 ea. Est. Quantity: 1</p> <p>Install compliant handrails on both sides of the stair.</p> <p>Unit Cost: \$50/LF Est. Quantity: 8 LF</p>	<p>\$500</p>
<p>9.</p>	<p><b>“Stock Exchange” Secondary Entrance Door</b></p> <p>The door hardware and locker require tight grasping, pinching, or twisting of the wrist to operate.</p>		<p>Replace the door locker and hardware.</p> <p>Unit Cost: \$300 ea. Quantity: 2</p>	<p>\$600</p>
<p>10.</p>	<p><b>“Stock Exchange” Interior Headroom</b></p> <p>The headroom under the wooden beam and door frame provides &lt;80” of vertical clearance, @ 77” – 73” AFF.</p>		<p>Provide signage at the building entrance and information on the website alerting visitors and their companions about the low headroom.</p> <p>Unit Cost: \$0</p>	<p>\$0</p>

<p>11.</p>	<p><b>Recycling Station (Plastic, Glass, Newspaper, etc.)</b></p> <p>Currently, no standard accessible parking spaces and no van accessible parking spaces are provided.</p> <p>The openings to the trash containers are &gt; 48" AFF.</p> <p>The sign protrudes &gt;4", @ 17" into the circulation path.</p>		<p>Restripe a portion of the parking lot to add 1 van accessible parking space as well as its associated sign and access aisle. Unit Cost: \$300 per space or aisle Quantity: 2 (1 space, 1 aisle)</p> <p>Establish a policy for assisting residents who are unable to reach the openings to the trash containers. Unit Cost: \$0 Quantity: N/A</p> <p>Relocate the sign. Unit Cost: \$50 ea. Quantity: 1</p>	<p>\$650</p>
<p><b>TOTAL FOR TRANSFER STATION / RECYCLING FACILITY:</b></p>				<p><b>\$35,050</b></p>